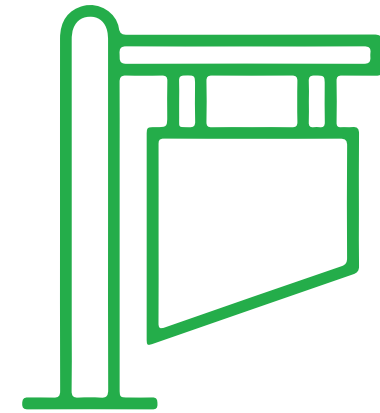




THE SIGN PACK/CHANNEL LETTERS



MY SIGN
COMPANY

CONTACT INFO

Daisy Duck

d.duck@mysigncompany.com

555.555.5555

mysigncompany.com

THE SIGN PACK/CHANNEL LETTERS
OPTION A

MOCKUP BY DAY



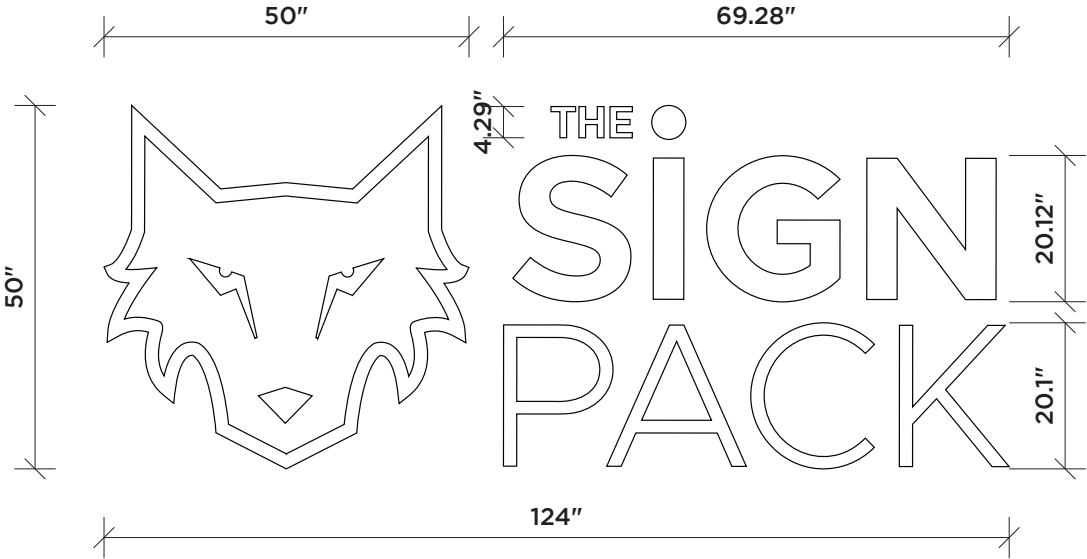
MOCKUP BY NIGHT



PERSPECTIVE



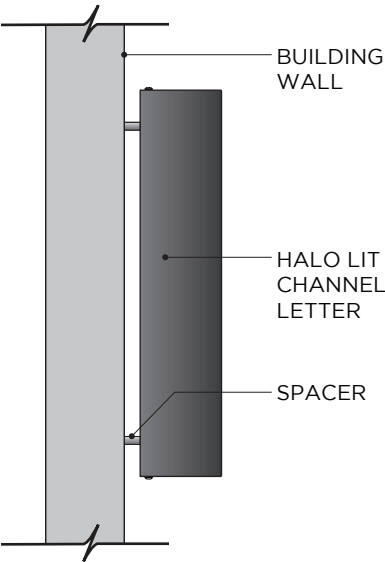
MEASUREMENTS



DETAIL



SIDE VIEW



RETURN COLORS:

 PANTONE 534 C	 PANTONE 2270 C
 BLACK	

FACE COLORS:

 PANTONE 534 C	 PANTONE 2270 C
 BLACK	



ORDER NUMBER: 1203

DESCRIPTION:

Reverse Lit Channel Letters,
mounted with spacers.

DIMENSIONS:

124"(W) x 50"(H)
43.05 SQ FT

RETURN DEPTH: 3"
TRIM CAP: N/A

EXAMPLE:



CONTACT INFO:


Daisy Duck
d.duck@mysigncompany.com
555.555.5555
mysigncompany.com

THE SIGN PACK/CHANNEL LETTERS
OPTION B

MOCKUP BY DAY



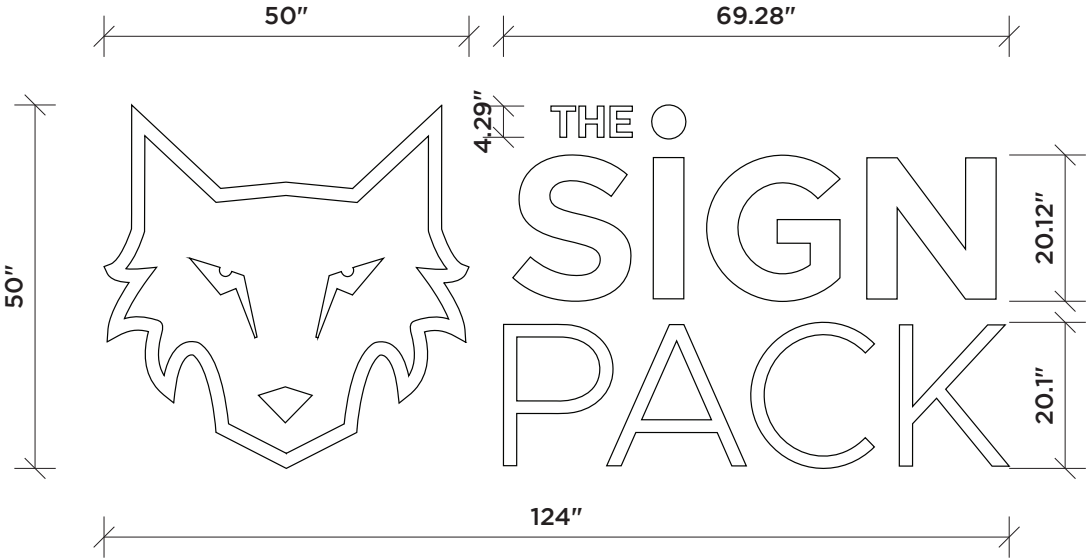
MOCKUP BY NIGHT



PERSPECTIVE



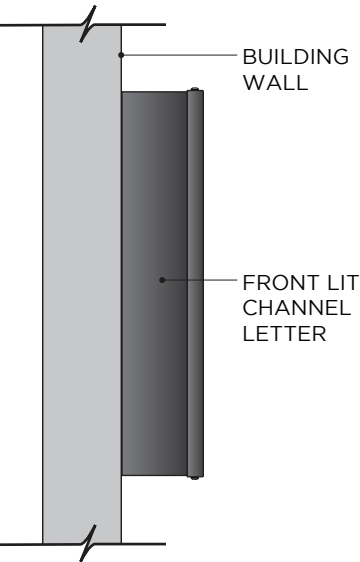
MEASUREMENTS



DETAIL



SIDE VIEW



RETURN AND FACE COLORS:

 PANTONE 534 C	 PANTONE 2270 C
 BLACK	 WHITE

TRIM COLORS:

 DARK BLUE 2050	 IRISH GREEN 2426
 BLACK 2025	

ORDER NUMBER: 1203

DESCRIPTION:

Front Lit Channel Letters, flush mounted

DIMENSIONS:

124\"(W) x 50\"(H)
43.05 SQ FT

RETURN DEPTH: 5\"
TRIM CAP: 1\"

EXAMPLE:



CONTACT INFO:

Daisy Duck
d.duck@mysigncompany.com
555.555.5555
mysigncompany.com

THANK YOU!